

DEVELON

Mini Excavator

DX89R-7



Engine

Make	DEVELON
Model	D24
Number of cylinders	4
Rated power, gross (hp per SAE J1995)	65 hp (48.5 kW) @ 2100 rpm
Rated power, net (hp per SAE J1349)	63.1 hp (47.1 kW) @ 2100 rpm
Max. torque, net (SAE J1995)	183 lbf.-ft. (39 kgf-m) @ 1600 rpm
Displacement	146 in. ³ (2.4 L)
Bore and stroke	3.5 in. x 3.7 in. (90 mm x 94 mm)
Starter	12 V, 3.4 hp (2.5 kW)
Battery	12 V, 100 AH
Alternator	13.5 V, 90 amp
Air cleaner	Double elements

Hydraulics

Main pumps	1 x 39.4 gpm (149 L/min.)
Pilot pump (gear design)	6.1 gpm (23.1 L/min.)

Working Pressure

Boom/arm/bucket (normal mode)	4267 psi (300 kg/cm ²)
Boom/arm/bucket (power boost)	-
Travel (crossover relief)	4987 psi (350 kg/cm ²)
Swing (crossover relief)	3129 psi (220 kg/cm ²)
Pilot	469 psi (33 kg/cm ²)

Undercarriage

Upper rollers (each track)	1
Lower rollers (each track)	5
Number of shoes (links per side)	40

Swing Mechanism

Swing speed	0 - 9.5 rpm
Swing torque	14133 lbf.-ft. (1954 kgf-m)

Drive System

Travel speed (low - high)	1.7 - 2.92 mph (2.7 - 4.7 km/h)
Traction force, max. (drawbar pull)	14550 lbf. (6600 kgf)
Max. grade	58% (35°)

Environment

Sound level (ISO 6395)	99 dB(A)
Cabin sound level (ISO 6396)	75 dB(A)

Refill Capacities

Fuel tank	42.27 gal. (160 L)
DEF tank	-
Cooling system (radiator capacity)	2.6 gal. (10 L)
Engine oil (with filter)	2.3 gal. (8.6 L)
Swing drive (swing reduction gear)	0.4 gal. (1.5 L)
Final drive (each side, travel device)	0.4 gal. (1.6 L)
Hydraulic system	36.98 gal. (140 L)
Hydraulic tank	24.83 gal. (94 L)

Hydraulic Cylinders

Boom (2) bore x rod diameter x stroke	4.5 in. x 2.7 in. x 30.5 in. (115 mm x 70 mm x 775 mm)
Arm (1) bore x rod diameter x stroke	3.9 in. x 2.5 in. x 33.3 in. (100 mm x 65 mm x 846 mm)
Bucket (1) bore x rod diameter x stroke	3.5 in. x 2.3 in. x 27.1 in. (90 mm x 60 mm x 690 mm)

The piston rods and cylinder bodies are made of high-strength steel. A shock-absorbing mechanism is fitted in all cylinders to ensure shock-free operation and extended piston life.

Conplant

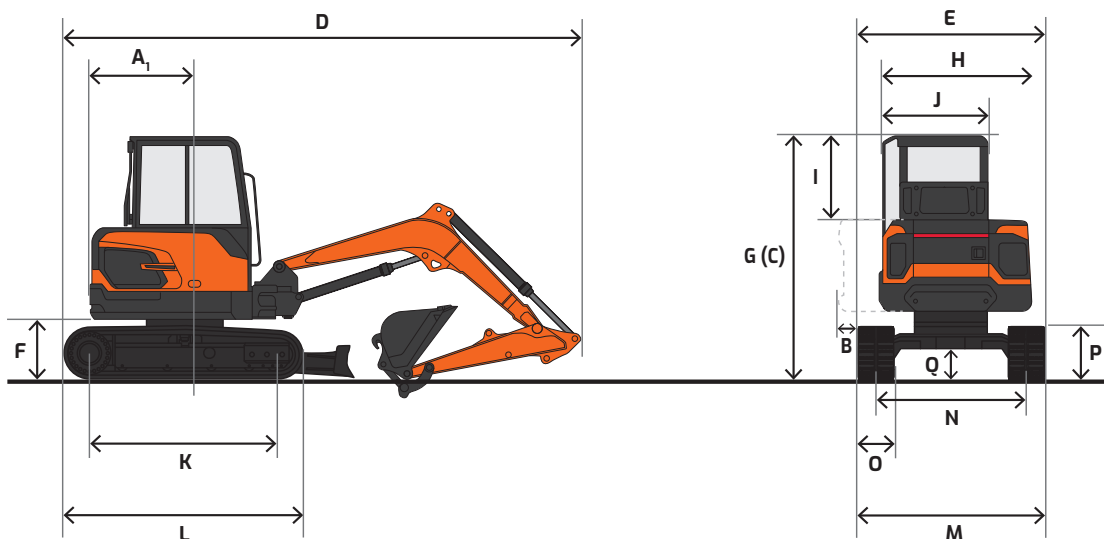
conplant.com.au | 1300 166 166

NOTE: Where applicable, dimensions are in accordance with Society of Automotive Engineers (SAE) and ISO standards. Specifications and design are subject to change without notice. All dimensions are given for DEVELON excavators equipped with standard tracks and the standard front as listed. Pictures of DEVELON excavators may show other than standard equipment. All dimensions are shown in inches. Respective metric dimensions are enclosed by parentheses. DEVELON equipment is manufactured with a Quality Management System that is in compliance with ISO 9001:2008.

Dimensions

		Standard Arm (US20)	Long Arm (US21)
Boom length		11' 1" (3380 mm)	
Arm length		5' 6" (1700 mm)	7' 4" (2250 mm)
Bucket type (SAE)		0.37 yd ³ (0.28 m ³)	
Track type		Fixed	
Tail swing radius (rear swing)	A ₁	4' 9" (1465 mm)	
Tail swing overhang (rear)*	A ₂	-	
Tail swing overhang (side)	B	6.8" (174 mm)	
Shipping height (boom)	C	8' 8" (2657 mm)	
Shipping length	D	11' 2" (6450 mm)	23' 1" (7030 mm)
Shipping width	E	7' 4" (2250 mm)	
Counterweight clearance	F	2' 6" (758 mm)	
Cabin height	G	8' 8" (2657 mm)	
Upper structure width	H	7' 4" (2250 mm)	
Cabin height above house	I	2' 10" (879 mm)	
Cabin width	J	3' 5" (1040 mm)	
Tumbler distance	K	7' 7" (2315 mm)	
Overall track length	L	9' 8" (2952 mm)	
Undercarriage width	M	7' 4" (2250 mm)	
Track gauge	N	5' 11" (1800 mm)	
Track shoe width	O	1' 5" (450 mm)	
Track height	P	2' 2" (656 mm)	
Car body clearance	Q	11.6" (294 mm)	

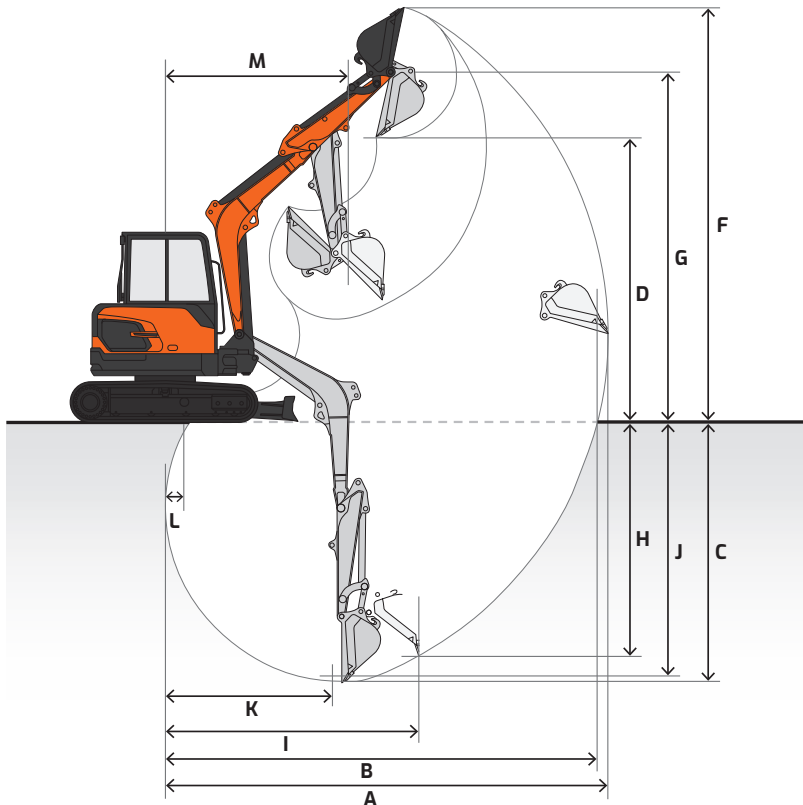
*Not shown on diagram
Less than zero indicated as "-"



Working Range

		Standard Arm (US20)	Long Arm (US21)
Boom length		11' 1" (3380 mm)	
Arm length		5' 6" (1700 mm)	7' 4" (2250 mm)
Bucket type (SAE, PCSA)		0.37 yd ³ (0.28 m ³)	
Track type		Fixed	
Max. digging reach	A	23' 0" (7015 mm)	24' 8" (7530 mm)
Max. digging reach (ground)	B	22' 5" (6850 mm)	24' 2" (7380 mm)
Max. digging depth	C	13' 5" (4110 mm)	15' 3" (4670 mm)
Max. loading height	D	15' 5" (4705 mm)	16' 6" (5050 mm)
Min. loading height*	E	-	
Max. digging height	F	21' 11" (6690 mm)	23' 1" (7035 mm)
Max. bucket pin height	G	18' 9" (5715 mm)	19' 10" (6060 mm)
Max. vertical wall depth	H	10' 5" (3180 mm)	12' 1" (3700 mm)
Max. radius vertical	I	15' 9" (4825 mm)	16' 5" (5005 mm)
Max. depth to 8' line	J	12' 3" (3735 mm)	14' 3" (4345 mm)
Min. radius to 8' line	K	5' 2" (1580 mm)	5' 1" (1550 mm)
Min. digging reach	L	2' 2" (685 mm)	0.78" (20 mm)
Min. swing radius	M	9' 1" (2775 mm)	9' 7" (2945 mm)
Digging force, bucket (PCSA)	ISO	13400 lbf. (6078 kgf)	
Digging force, arm		7440 lbf. (3374 kgf)	
Operating weight		20983 lb. (9537 kg)	21025 lb. (9537 kg)
Ground pressure		3.98 psi (0.28 kg/cm ²)	

*Not shown on diagram
Less than zero indicated as "-"



Bucket

	Standard Arm (US20)	Long Arm (US21)
Boom	11' 1" (3380 mm)	
Arm	5' 6" (1700 mm)	7' 5" (2250 mm)
Shoe size	1' 5" (450 mm)	
Track type	Fixed (rubber)	

Bucket Type	Model	Capacity* yd ³ (m ³)	Width in. (mm)	Weight lb. (kg)	Height in. (mm)	Length in. (mm)	Number of teeth	Connection/ Type
Quick hitch Ditching (QH08GB)	DC08GB-42QH	0.53 (0.41)	42 (1066)	520 (236)	26.1875 (665)	32.6875 (830)	-	Quick hitch 1.75"
	DC08GB-48QH	0.62 (0.47)	48 (1219)	578 (262)				
	DC08GB-54QH	0.7 (0.54)	54 (1371)	636 (286)				
	DC08GB-60QH	0.8 (0.61)	60 (1524)	694 (314)				
Quick hitch Heavy-Duty (QH08GB)	HD08GB-12QH	0.15 (0.11)	12 (304)	260 (117)	28.3125 (719)	43.375 (1101)	3	Quick hitch 1.75"
	HD08GB-18QH	0.21 (0.16)	18 (457)	315 (142)			4	
	HD08GB-24QH	0.32 (0.24)	24 (609)	361 (163)			4	
	HD08GB-30QH	0.42 (0.32)	30 (762)	430 (195)			5	
	HD08GB-36QH	0.52 (0.4)	36 (914)	490 (222)			6	
Pin-on Ditching	DC08GB-42	0.59 (0.45)	43 (1092)	545 (247)	33.25 (844)	39.5 (1003)	-	Pin-on
	DC08GB-48	0.7 (0.54)	49 (1244)	610 (276)				
	DC08GB-54	0.78 (0.6)	55 (1397)	665 (301)				
	DC08GB-60	0.88 (0.67)	61 (1549)	700 (317)				
Pin-on Heavy-Duty	HD08GB-15	0.18 (0.14)	15.5 (393)	385 (174)	33.5 (850)	44 (1117)	3	Pin-on
	HD08GB-18	0.23 (0.18)	19 (482)	450 (204)			4	
	HD08GB-24	0.33 (0.25)	25 (635)	510 (231)			4	
	HD08GB-28	0.4 (0.31)	29 (736)	575 (260)			5	
	HD08GB-30	0.45 (0.34)	31 (787)	635 (288)			5	
	HD08GB-36	0.54 (0.41)	37 (939)	655 (297)			6	

*Capacity based on ISO 7451 and heaped with a 1:1 angle of repose

• Equipped with bolt-on wear shrouds

• Equipped with bolt-on teeth

• Equipped with bolt-on cutting edge

• These recommendations are given as a guide only and based on typical operating conditions.













Please consult with your DEVELON dealer to properly match buckets and attachments for the application.

Lifting Capacity

 Rating over front  Rating over side or 360°













DX89R-7 US20

Boom: 11' 1" (3380 mm) | Arm: 5' 6" (1700 mm) | Counterweight: 3196 lb. (1450 kg) | 1' 5" (450 mm) Rubber shoes | Dozer Up | Bucket: None | Unit: lb. (kg)

B (ft. or m)	A (ft. or m)		5' (1.5 m)		10' (3.0 m)		15' (4.5 m)		20' (6.0 m)		Max. Reach		A
													
20' (6.0 m)													
15' (4.5 m)							* 4260 (* 1930)	4080 1850			4040 1830	3510 1590	16.12' (4.91 m)
10' (3.0 m)											3090 1400	2690 1220	18.83' (5.74 m)
5' (1.5 m)							4330 (1970)	3720 (1690)	2820 (1280)	2450 (1110)	2820 (1280)	2440 (1110)	19.7' (6.0 m)
Ground Level							4150 (1880)	3550 (1610)			2910 (1320)	2520 (1140)	19.04' (5.8 m)
-5' (-1.5 m)	* 10390 (* 4710)	* 10390 (* 4710)			7790 (3530)	6420 (2910)	4140 (1880)	3540 (1610)			3530 (1600)	3040 (1380)	16.62' (5.07 m)
-10' (-3.0 m)					* 4120 (* 1870)	* 4120 (* 1870)					* 3370 (* 1530)	* 3370 (* 1530)	10.89' (3.32 m)

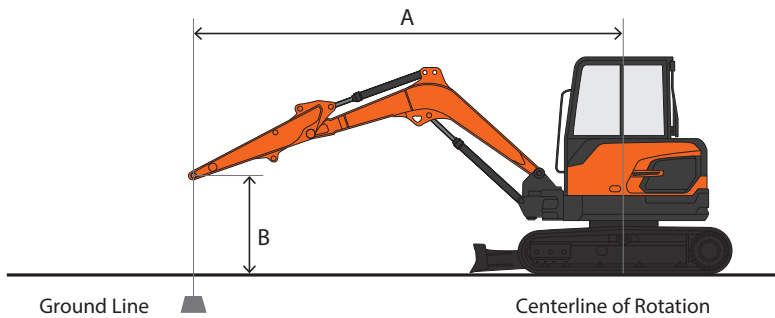
DX89R-7 US20

Boom: 11' 1" (3380 mm) | Arm: 5' 6" (1700 mm) | Counterweight: 3196 lb. (1450 kg) | 1' 5" (450 mm) Rubber shoes | Dozer Down | Bucket: None | Unit: lb. (kg)

B (ft. or m)	A (ft. or m)		5' (1.5 m)		10' (3.0 m)		15' (4.5 m)		20' (6.0 m)		Max. Reach		A
													
20' (6.0 m)													
15' (4.5 m)							* 4260 (* 1930)	* 4260 (* 1930)			* 4180 (* 1900)	4160 (1890)	16.12' (4.91 m)
10' (3.0 m)							* 4710 (* 2130)	* 4710 (* 2130)			* 3890 (* 1770)	3210 (1450)	18.83' (5.74 m)
5' (1.5 m)							* 5800 (* 2630)	4470 (2030)	* 4150 (* 1880)	2930 (1330)	* 4080 (* 1850)	2930 (1330)	19.7' (6.0 m)
Ground Level							* 9260 (* 4200)	7880 (3580)	* 6360 (* 2890)	4290 (1950)	* 4440 (* 2010)	3020 (1370)	19.04' (5.8 m)
-5' (-1.5 m)	* 10360 (* 4710)	* 10360 (* 4710)			* 9330 (* 4230)	7950 (3610)	* 5590 (* 2540)	4280 (1940)			* 4440 (* 2010)	3650 (1660)	16.62' (5.07 m)
-10' (-3.0 m)					* 4120 (* 1870)	* 4120 (* 1870)					* 3370 (* 1530)	* 3370 (* 1530)	10.89' (3.32 m)

A Distance from center of rotation Do not use dozer blade as outrigger
B Height

NOTE: Lifting capacities are in compliance with SAE 1097 and ISO 10567. Machine in lifting mode with power boost turned on. Load point is the end of the arm. Rated loads shown do not exceed 75% of minimum tipping loads or 87% of hydraulic capacities. Rated loads marked with an asterisk (*) are limited by hydraulic capacities. The least stable position is over the side. The total mass of machine includes the mass of the boom, arm, counterweight, all operating fluids and 165 lb. (75 kg) operator.















Lifting Capacity

 Rating over front  Rating over side or 360°













DX89R-7 US20

Boom: 11' 1" (3380 mm) | Arm: 5' 6" (1700 mm) | Counterweight: 3196 lb. (1450 kg) | 1' 5" (450 mm) Steel shoes | Dozer Up | Bucket: None | Unit: lb. (kg)

B (ft. or m)	A (ft. or m)		5' (1.5 m)		10' (3.0 m)		15' (4.5 m)		20' (6.0 m)		Max. Reach		A
													
20' (6.0 m)													
15' (4.5 m)					* 4260 (* 1930)	3880 (1760)				3820 (1730)	3340 (1520)	16.09' (4.9 m)	
10' (3.0 m)			* 6410 (* 2910)	* 6410 (* 2910)	4330 (1960)	3770 (1710)				2920 (1320)	2560 (1160)	18.82' (5.74 m)	
5' (1.5 m)					4070 (1850)	3530 (1600)	2650 (1200)	2320 (1050)	2650 (1200)	2320 (1050)	19.7' (6.0 m)		
Ground Level			7170 (3250)	5960 (2700)	3900 (1770)	3360 (1520)			2730 (1240)	2380 (1080)	19.05' (5.81 m)		
-5' (-1.5 m)	* 10360 (* 4700)	* 10360 (* 4700)	7230 (3280)	6020 (2730)	3880 (1760)	3350 (1520)			3310 (1500)	2870 (1300)	16.65' (5.07 m)		
-10' (-3.0 m)			* 4160 (* 1890)	* 4160 (* 1890)					* 3370 (* 1530)	3370 (1530)	10.89' (3.32 m)		

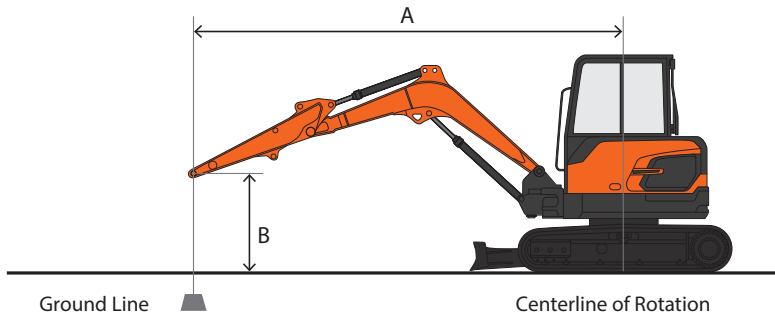
DX89R-7 US20

Boom: 11' 1" (3380 mm) | Arm: 5' 6" (1700 mm) | Counterweight: 3196 lb. (1450 kg) | 1' 5" (450 mm) Steel shoes | Dozer Down | Bucket: None | Unit: lb. (kg)

B (ft. or m)	A (ft. or m)		5' (1.5 m)		10' (3.0 m)		15' (4.5 m)		20' (6.0 m)		Max. Reach		A
													
20' (6.0 m)													
15' (4.5 m)					* 4260 (* 1930)	* 4260 (* 1930)				* 4180 (* 1900)	* 4180 (* 1900)	16.09' (4.9 m)	
10' (3.0 m)			* 6410 (* 2910)	* 6410 (* 2910)	* 4700 (* 2130)	* 4700 (* 2130)				* 3890 (* 1770)	3220 (1460)	18.82' (5.74 m)	
5' (1.5 m)					* 5800 (* 2630)	4490 (2040)	* 4150 (* 1880)	2940 (1330)	* 4080 (* 1850)	2940 (1330)	19.7' (6.0 m)		
Ground Level			* 9230 (* 4190)	7920 (3590)	* 6360 (* 2890)	4310 (1960)			* 4440 (* 2010)	3030 (1380)	19.05' (5.81 m)		
-5' (-1.5 m)	* 10360 (* 4700)	* 10360 (* 4700)	* 9340 (* 4240)	7980 (3620)	* 5600 (* 2540)	4300 (1950)			* 4440 (* 2010)	3660 (* 1660)	16.65' (5.07 m)		
-10' (-3.0 m)			* 4160 (* 1890)	* 4160 (* 1890)					* 3370 (* 1530)	* 3370 (* 1530)	10.89' (3.32 m)		

A Distance from center of rotation Do not use dozer blade as outrigger
B Height

NOTE: Lifting capacities are in compliance with SAE 1097 and ISO 10567. Machine in lifting mode with power boost turned on. Load point is the end of the arm. Rated loads shown do not exceed 75% of minimum tipping loads or 87% of hydraulic capacities. Rated loads marked with an asterisk (*) are limited by hydraulic capacities. The least stable position is over the side. The total mass of machine includes the mass of the boom, arm, counterweight, all operating fluids and 165 lb. (75 kg) operator.















Lifting Capacity

 Rating over front  Rating over side or 360°













DX89R-7 US21

Boom: 11' 1" (3380 mm) | Arm: 7' 4" (2250 mm) | Counterweight: 3196 lb. (1450 kg) | 1' 5" (450 mm) Rubber shoes | Dozer Up | Bucket: None | Unit: lb. (kg)

B (ft. or m)	A (ft. or m)		5' (1.5 m)		10' (3.0 m)		15' (4.5 m)		20' (6.0 m)		Max. Reach		A
													
20' (6.0 m)											* 4020 (* 1820)	* 4020 (* 1820)	13.17' (4.01 m)
15' (4.5 m)							* 3410 (* 1550)	* 3410 (* 1550)			* 3140 (* 1420)	2880 (1310)	18.25' (5.56 m)
10' (3.0 m)							* 3990 (* 1810)	* 3990 (* 1810)	2900 (1310)	2520 (1140)	2670 (1210)	2320 (1050)	20.61' (6.28 m)
5' (1.5 m)			8200 (3720)	6790 (3080)	4350 (1970)	3740 (1690)	2800 (1270)	2430 (1100)	2450 (1110)	2120 (960)	2120 (960)	2120 (960)	21.39' (6.52 m)
Ground Level			7630 (3460)	6270 (2840)	4110 (1860)	3500 (1590)	2710 (1230)	2340 (1060)	2510 (1140)	2160 (980)	2160 (980)	2160 (980)	20.8' (6.34 m)
-5' (-1.5 m)	* 8180 (* 3710)	* 8180 (* 3710)	7590 (3440)	6230 (2830)	4030 (1830)	3430 (1560)			2910 (1320)	2500 (1140)	2500 (1140)	2500 (1140)	18.68' (5.69 m)
-10' (-3.0 m)	* 14820 (* 6720)	* 14820 (* 6720)	* 6760 (* 3070)	6440 (2920)					* 3780 (* 1720)	* 3780 (* 1720)	* 3780 (* 1720)	* 3780 (* 1720)	14.13' (4.31 m)

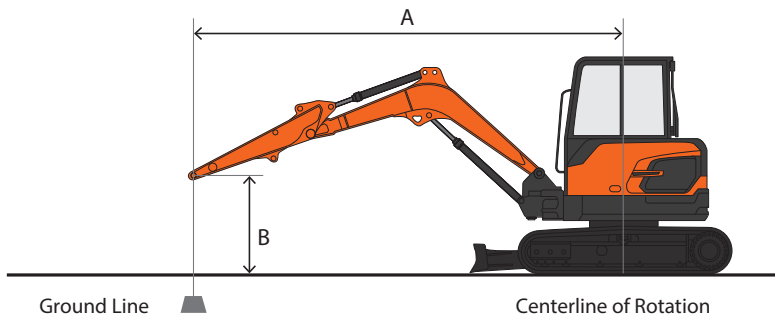
DX89R-7 US21

Boom: 11' 1" (3380 mm) | Arm: 7' 4" (2250 mm) | Counterweight: 3196 lb. (1450 kg) | 1' 5" (450 mm) Rubber shoes | Dozer Down | Bucket: None | Unit: lb. (kg)

B (ft. or m)	A (ft. or m)		5' (1.5 m)		10' (3.0 m)		15' (4.5 m)		20' (6.0 m)		Max. Reach		A
													
20' (6.0 m)											* 4020 (* 1820)	* 4020 (* 1820)	13.17' (4.01 m)
15' (4.5 m)							* 3410 (* 1550)	* 3410 (* 1550)			* 3140 (* 1420)	* 3140 (* 1420)	18.25' (5.56 m)
10' (3.0 m)							* 3990 (* 1810)	* 3990 (* 1810)	* 3710 (* 1680)	3000 (1360)	* 2970 (* 1350)	2770 (1260)	20.61' (6.28 m)
5' (1.5 m)			* 9340 (* 4240)	8350 (3790)	* 5250 (* 2380)	4490 (2030)	* 4040 (* 1830)	2910 (1320)	* 3090 (* 1400)	2550 (1160)	2550 (1160)	2550 (1160)	21.39' (6.52 m)
Ground Level			* 9830 (* 4460)	7790 (3540)	* 6170 (* 2800)	4240 (1920)	* 4260 (* 1930)	2820 (1280)	* 3540 (* 1610)	2610 (1180)	2610 (1180)	2610 (1180)	20.8' (6.34 m)
-5' (-1.5 m)	* 8180 (* 3710)	* 8180 (* 3710)	* 10310 (* 4680)	7750 (3520)	* 5970 (* 2710)	4170 (1890)			* 4020 (1820)	3020 (1370)	3020 (1370)	3020 (1370)	18.68' (5.69 m)
-10' (-3.0 m)	* 14820 (* 6720)	* 14820 (* 6720)	* 6760 (* 3070)	* 6760 (* 3070)					* 3780 (* 1720)	* 3780 (* 1720)	* 3780 (* 1720)	* 3780 (* 1720)	14.13' (4.31 m)

A Distance from center of rotation Do not use dozer blade as outrigger
B Height

NOTE: Lifting capacities are in compliance with SAE 1097 and ISO 10567. Machine in lifting mode with power boost turned on. Load point is the end of the arm. Rated loads shown do not exceed 75% of minimum tipping loads or 87% of hydraulic capacities. Rated loads marked with an asterisk (*) are limited by hydraulic capacities. The least stable position is over the side. The total mass of machine includes the mass of the boom, arm, counterweight, all operating fluids and 165 lb. (75 kg) operator.













Lifting Capacity

 Rating over front  Rating over side or 360°











DX89R-7 US21

Boom: 11' 1" (3380 mm) | Arm: 7' 4" (2250 mm) | Counterweight: 3196 lb. (1450 kg) | 1' 5" (450 mm) Steel shoes | Dozer Up | Bucket: None | Unit: lb. (kg)

B (ft. or m) A (ft. or m)	5' (1.5 m)		10' (3.0 m)		15' (4.5 m)		20' (6.0 m)		Max. Reach		
											A
20' (6.0 m)									* 4040 (* 1830)	* 4040 (* 1830)	13.1' (3.99 m)
15' (4.5 m)					* 3410 (* 1550)	* 3410 (* 1550)			3130 (1420)	2750 (1250)	18.22' (5.55 m)
10' (3.0 m)					* 3990 (* 1810)	3820 (1730)	2730 (1240)	2390 (1080)	2510 (1140)	2220 (1000)	20.61' (6.28 m)
5' (1.5 m)			7640 (3470)	6390 (2900)	4090 (1860)	3540 (1610)	2630 (1190)	2300 (1040)	2300 (1050)	2010 (910)	21.39' (6.52 m)
Ground Level			7080 (3210)	5870 (2660)	3850 (1740)	3310 (1500)	2540 (1150)	2210 (1000)	2350 (1070)	2040 (930)	20.8' (6.34 m)
-5' (-1.5 m)	* 8160 (* 3700)	* 8160 (* 3700)	7040 (3190)	5840 (2650)	3770 (1710)	3230 (1470)			2730 (1240)	2370 (1070)	18.68' (5.69 m)
-10' (-3.0 m)	* 14780 (* 6700)	* 14780 (* 6700)	* 6790 (* 3080)	6040 (2740)					* 3790 (* 1720)	3590 (1630)	14.13' (4.31 m)

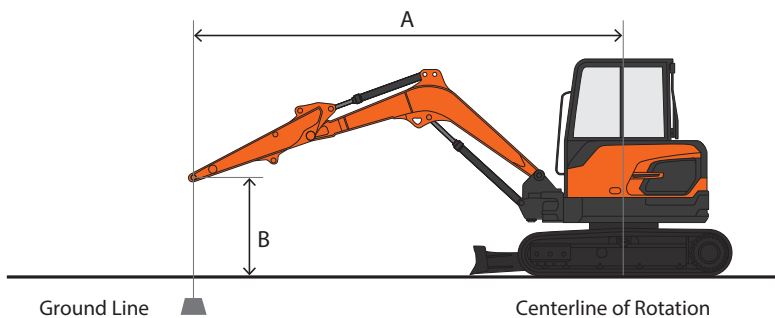
DX89R-7 US21

Boom: 11' 1" (3380 mm) | Arm: 7' 4" (2250 mm) | Counterweight: 3196 lb. (1450 kg) | 1' 5" (450 mm) Steel shoes | Dozer Down | Bucket: None | Unit: lb. (kg)

B (ft. or m) A (ft. or m)	5' (1.5 m)		10' (3.0 m)		15' (4.5 m)		20' (6.0 m)		Max. Reach		
											A
20' (6.0 m)									* 4040 (* 1830)	* 4040 (* 1830)	13.1' (3.99 m)
15' (4.5 m)					* 3410 (* 1550)	* 3410 (* 1550)			* 3140 (* 1430)	* 3140 (* 1430)	18.22' (5.55 m)
10' (3.0 m)					* 3990 (* 1810)	* 3990 (* 1810)	* 3710 (* 1680)	3020 (1370)	* 2970 (* 1350)	2780 (1260)	20.61' (6.28 m)
5' (1.5 m)			* 9330 (* 4230)	8390 (3810)	* 5250 (* 2380)	4510 (2040)	* 4040 (* 1830)	2920 (1330)	* 3090 (* 1400)	2570 (1160)	21.39' (6.52 m)
Ground Level			* 9820 (* 4460)	7830 (3550)	* 6170 (* 2800)	4260 (1930)	* 4260 (* 1930)	2830 (1280)	* 3540 (* 1610)	2620 (1190)	20.8' (6.34 m)
-5' (-1.5 m)	* 8160 (* 3700)	* 8160 (* 3700)	* 10320 (* 4680)	7790 (3530)	* 5980 (* 2710)	4190 (1900)			* 4020 (* 1820)	3040 (1380)	18.68' (5.69 m)
-10' (-3.0 m)	* 14780 (* 6700)	* 14780 (* 6700)	* 6790 (* 3080)	* 6790 (* 3080)					* 3790 (* 1720)	* 3790 (* 1720)	14.13' (4.31 m)

A Distance from center of rotation Do not use dozer blade as outrigger
B Height

NOTE: Lifting capacities are in compliance with SAE 1097 and ISO 10567. Machine in lifting mode with power boost turned on. Load point is the end of the arm. Rated loads shown do not exceed 75% of minimum tipping loads or 87% of hydraulic capacities. Rated loads marked with an asterisk (*) are limited by hydraulic capacities. The least stable position is over the side. The total mass of machine includes the mass of the boom, arm, counterweight, all operating fluids and 165 lb. (75 kg) operator.



Standard & Optional Equipment

| Standard Base Package, US20

■ Standard ● Optional

Engine

Emissions (EPA)	T4
High-pressure common-rail (HPCR)	■
Turbo, waste gate (WGT)	■
Diesel oxidation catalyst (DOC)	■
Fuel filter with water separator	■
Coolant expansion tank	■
Dual element dry-type air filter with evacuator	■
Precleaner	■
Electronic engine control (ECU)	■
Auto idle	■
Auto shutdown (time-adjustable)	■
Overheat & low oil pressure engine protection	■
Block heater (110 V)	●
Fuel filler pump	●

Hydraulic

Electronic Power Optimizing System (EPOS)	■
Variable axial piston main pump (tandem)	■
Cross-sensing pump control	■
Pilot-operated control valves	■
Gear pilot pump	■
Smart Power Control (SPC)	■
Variable-speed hydraulic cooling fan	■
Axial piston swing motor	■
Spring-applied hydraulic release brake, swing motor	■
Axial piston travel motor (high/low, auto)	■
Auxiliary hydraulics, one- & two-way piping	■
Auxiliary hydraulics, tilt/rotate piping	■
Adjustable auxiliary flow & pressure, 10 presets	■
Boom & arm lock valves	●
Clamshell piping	●

Electrical

System voltage – 12 V	■
Alternator – 13.5 V, 90 amp	■
1 x 12 V batteries, 100 AH reserve capacity, 900 CCA	■
Blade-type fuse panel	■
Main circuit breaker	■
Light, work (LED): machine (2), boom (1)	■
Light, work (halogen): machine (2), boom (1)	●
Rotating beacon	●
Overload warning alarm	●
Hour meter	■
Engine restart prevention system	■
Rearview camera	■
360° all-around view camera	●
Microphone & speaker	●
Laptop service port	■
Self-diagnostics system	■
Smart key (remote ignition key)	●

Cabin

Steel, all-weather & sound-suppressed	■
ROPS (ISO 12117-2:2008)	■
Viscous mount with spring reinforcement	■
Front window with wiper/washer	■
Tinted safety glass	■
Skylight top hatch with sun screen	■
Front window with sun screen	■
Pull-up type top front window	■
Adjustable sliding side door window	■
Defrost, front window	■
Lockable doors	■
Seat	■
- Heated	■
- Air suspension	■
- 2" (51 mm) seat belt	■
- Adjustable height & recline	■
- Adjustable fore/aft	■
- Adjustable armrests	■
Leatherette seat	■
- Heating & cooling	■
- Air suspension	■
- 2" (51 mm) seat belt	●
- Adjustable height & recline	●
- Adjustable fore/aft	●
- Adjustable armrests	●
3" (76 mm) seat belt	●
Control stands	■
- Height adjustable	■
- Mounted to seat base	■
Storage for operator's manuals	■
Mirrors	■
Fully automatic HVAC with ambient temperature sensor	■
8" multi-function LCD interactive display monitor	■
Cigarette lighter	■
Bluetooth® stereo	■
Speakers (2)	■
Antenna, roof-mounted	■
Emergency breakout tool	■
Hot/cold beverage compartment	■
Power socket, 12 V	■
Cup holder	■
Interior light	■
Coat hanger	■
Fog guard	●
Front window guard	●

Controls

Joystick controls	■
Pattern control change valve (SAE, ISO)	■
Joystick attachment control	■
Switches/buttons	■
- Right (one-way, two-way, power boost)	■
- Left (tilt/rotate, horn, one-touch decel)	■
Control stands	■
- Height adjustable	■
- Sliding (fore/aft)	■
- Tilting armrests	■
Engine speed control dial	■
Travel pedals with hand levers	■
Straight travel pedal	●
Switches, console-mounted	■
- Starter button switch	■
- Travel speed selector	■
- Work light	■
- Auxiliary mode switch	■
Emergency stop switch	■
Jog dial display control	■
Wiper control panel	■
Audio control panel	■

Display Monitor & Warnings

Indicators	■
- User/Service menu	■
Gauges	■
- Fuel level	■
- DEF level	■
- Engine coolant temperature	■
- Hydraulic oil temperature	■
- Engine rpm	■
- Battery voltage	■
- Hydraulic pump pressure	■
- ECO	■
- Digital clock	■
- Trip meter	■
- Hour meter	■
- Fuel consumption	■
Warning & indicator lights	■
- Seat belt	■
- Error code	■
- SCR warning	■
- Check engine	■
- Engine oil pressure	■
- Engine pre-heat engaged	■
- Radiator coolant level & temperature	■
- Air filter	■
- Fuel level	■
- DEF level – low	■
- Water in fuel	■
- Battery charge	■
- Work lights on	■
- Hydraulic oil temperature	■
- Hydraulic charge pressure	■
- Hydraulic pilot filter	■
- Hydraulic return filter	■
Travel alarm	■
Buzzer	■
- Engine oil pressure	■
- Coolant temperature	■

Undercarriage

Track guards & chains with adjusters	■
Track rollers, upper	1
Track rollers, lower	5
In-shoe motor protection	■
Shoes, triple grouser – 450 mm, rubber shoe	■
Shoes, triple grouser – 450 mm	●
Shoes, triple grouser – 450 mm, steel shoe with rubber pad	●
Shoes, triple grouser – 600 mm	●
Dozer blade, front	■

Other

Centralized lubrication	■
- Boom	■
- Swing	■
Handrails & service platforms	■
Skid-resistant steps & service platforms	■
Manuals	■
- Operation & Maintenance	■
- Parts	■
- AEM Safety Manual	■
DEVELON Fleet Management 3-year subscription	■
Vandalism protection	■
- Lockable panels	■
- Lockable fluid fill points	■
- Anti-theft protection (password)	●
- Vandalism window cover mount	■

Conplant

conplant.com.au | 1300 166 166

Powered by Innovation

Certain specification(s) are based on engineering calculations and are not actual measurements. Specification(s) are provided for comparison purposes only and are subject to change without notice. Specification(s) for your individual DEVELON equipment will vary based on normal variations in design, manufacturing, operating conditions, and other factors. Pictures of DEVELON units may show other than standard equipment.

DEVELON

A brand of HD Hyundai Infracore.

na.develon-ce.com/dx89r-7

DX89R-7 Mini Excavator Spec Sheet
Printed in the U.S.A.
23906_001_D052523

©2023 HD Hyundai Infracore. All rights reserved.